

UNIVERSAL RAMP SUPPORT



ADMIRAL

Suitable on:
StageDex
Bütec
SIXTY82

WLL
100kg




Follow the six ⑥ steps set-up to set-up your stagedecks ramp.

Set-up

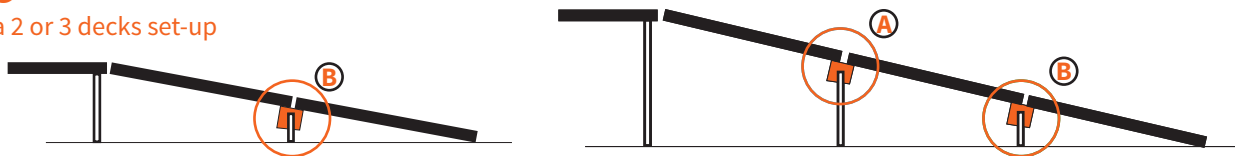
Step ①

Determine stage height



Step ②

Choose a 2 or 3 decks set-up



Step ③

Determine leg height

Example:

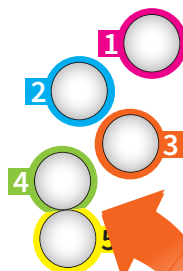
Stage height = 80 cm
Ramp of 3 decks set-up

Set of legs:

Leg A = 46cm Leg B= 22cm*

UNIVERSAL RAMP SUPPORT

stage	leg B	Leg A
120 cm	36 cm	73 cm
105 cm	31 cm	63 cm
100 cm	29 cm	56 cm
90 cm	26 cm	53 cm
80 cm	22 cm	46 cm
75 cm	21 cm	43 cm
60 cm	16 cm	33 cm
80 cm	34 cm	
75 cm	32 cm	
60 cm	24 cm	
45 cm	17 cm	
40 cm	14 cm	



Step ④

Lock the ramp support

Example:

Stage height = 80 cm
Ramp of 3 decks set-up

Position pin in hole ④

* Given length of legs are rounded values.

UNIVERSAL RAMP SUPPORT



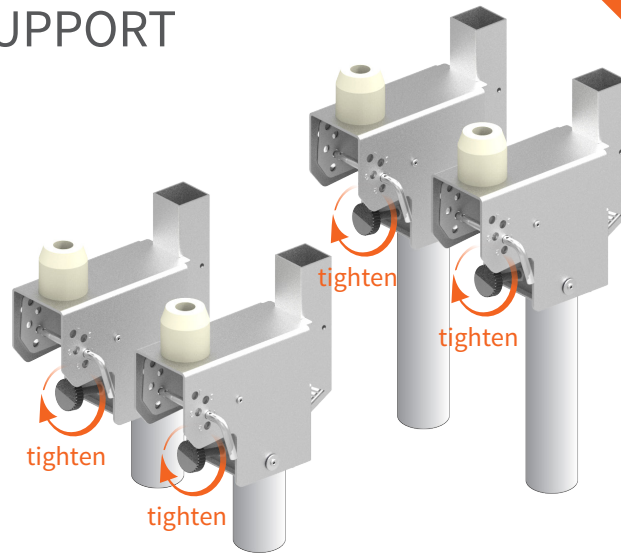
Step 5

Composition

Example:

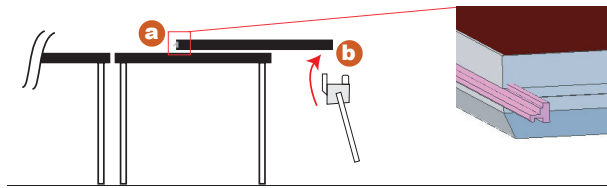
Stage height = 80 cm
Ramp of 3 decks set-up

- 4x Universal Ramp support
- 2x Leg 46 cm
- 2x Leg 22 cm

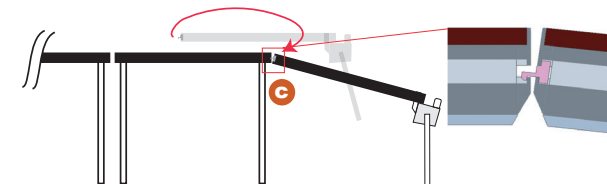


Step 6

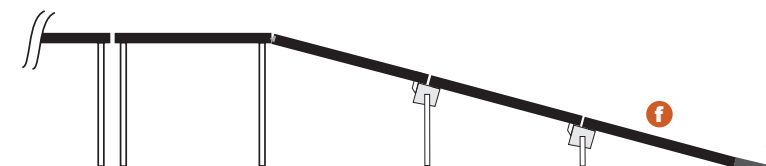
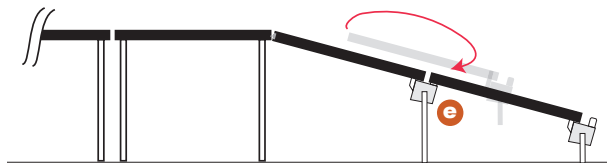
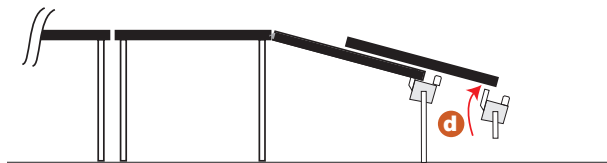
Construction



Insert deck-to-deck profile into the first ramp part.



Hook Stagedecks deck-to-deck profile onto the stage.



Use the **ADMIRAL Ramp Slope** to finish the job.



Usage

